

RESULTS OF STUDENT SATISFACTION QUESTIONNAIRE ANALYSIS

BACHELOR AND PROFFESION LEVEL



Period : Odd and Even 2023/2024

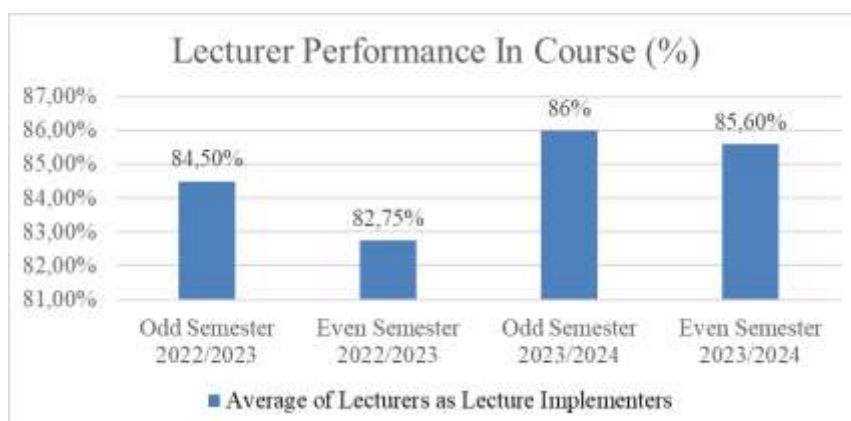
By : Quality Assurance Program Study

PREFACE

The results of the questionnaire were analyzed by the Quality Assurance team for the Bachelor of Veterinary Medicine study program and the Professional Study Program for Veterinary Medicine to carry out follow-up actions if there were any deviations from the results.

The results of the academic evaluation conducted by the Bachelor of Veterinary Medicine study program and the Professional Study Program of Veterinary Medicine in the odd and even semesters of 2023/2024 include an evaluation of the learning process carried out to measure the performance of lecturers in the learning process. The evaluation instruments consist of (1) lecturer performance in lectures, (2) lecturer performance as an academic advisor, (3) lecturer performance in thesis guidance, (4) Faculty Leadership Performance, (5) Faculty Sub-Division Performance and (6) Learning Experience Survey

RECAPITULATION OF THE LECTURERS' TEAM'S PERFORMANCE IN LECTURES (BACHELOR'S LEVEL)



Survey result of lecturer performance in course from 2022/2023 to 2023/2024

The bar chart illustrates the average performance of lecturers as course implementers over four consecutive semesters, covering the 2022/2023 and 2023/2024 academic years. In the odd semester of 2022/2023, lecturer performance was recorded at 84.50%, followed by a slight decline to 82.75% in the even semester. However, performance improved in 2023/2024, rising to 86% in the odd semester, though it experienced a minor decrease to 85.60% in the even semester. Despite these fluctuations, the overall trend indicates a general improvement in lecturer effectiveness, reflecting ongoing efforts to enhance the quality of course delivery.

RECAPITULATION OF THE PERFORMANCE OF THE LECTURER TEAM IN LECTURES (BACHELOR)

Period : Odd 2023/2024 Evaluation :

| No | Assessed aspects | Scale (%) | | | |
|--|--|--------------|---------|---------------|---------------|
| | | Excellent(4) | Good(3) | Acceptable(2) | Inadequate(1) |
| Q4 EVALUATION OF LECTURER PERFORMANCE IN LECTURES | | | | | |
| 1 | Submission of learning contracts at the beginning of lectures | 63,47 | 29,12 | 6,46 | 0,95 |
| 2 | Submission of library information used in learning (reference books/teaching materials/handouts/modules) | 58,42 | 32,22 | 8,03 | 1,33 |

| No | Assessed aspects | Scale (%) | | | |
|----------------|---|--------------|--------------|---------------|---------------|
| | | Excellent(4) | Good(3) | Acceptable(2) | Inadequate(1) |
| 3 | Implementation of learning in accordance with the contract | 60,62 | 30,77 | 7,41 | 1,19 |
| 4 | Suitability of material delivery methods with Course Learning Outcomes | 60,15 | 31,37 | 7,31 | 1,17 |
| 5 | The weight of the assessment is according to the load (assignment/quiz/exam (UTS/UAS)) given. | 58,20 | 32,02 | 8,35 | 1,43 |
| 6 | Providing constructive feedback on student learning outcomes (assignments/quizzes/exams). | 58,50 | 31,68 | 8,09 | 1,73 |
| Average | | 59,89 | 31,20 | 7,61 | 1,30 |

**RECAPITULATION OF THE LECTURERS' TEAM'S PERFORMANCE IN
LECTURES (BACHELOR'S LEVEL)**

Period : Evaluation of 2023/2024 Odd

| No | Courses | Value |
|-----------|---|--------------|
| 1 | Buddhism I | 10,00 |
| 2 | Hindu Religion I | 10,00 |
| 3 | Islam Religion I | 9,01 |
| 4 | Catholicism I | 8,90 |
| 5 | Protestant Religion I | 8,95 |
| 6 | Acupuncture | 5,00 |
| 7 | Applied Anatomy and Capita Selectivity | 8,75 |
| 8 | Basic Veterinary Anatomy | 9,01 |
| 9 | Indonesian Language | 9,05 |
| 10 | Bacteriology and Mycology | 8,54 |
| 11 | Bioproduct, Biosafety, dan Biosecurity | 7,44 |
| 12 | Data and Libraries | 8,85 |
| 13 | Veterinary Clinic Diagnosis | 8,40 |
| 14 | Embriologi Veteriner | 8,91 |
| 15 | Veterinary Epidemiology and Economics | 8,15 |
| 16 | Health Ethics and Law | 9,07 |
| 17 | Pharmacology Veterinarians | 8,24 |
| 18 | Veteriner Physiologists | 8,58 |
| 19 | Veteriner Physiologists I | 10,00 |
| 20 | Animal Genetics | 8,52 |
| 21 | Veterinary Special Surgery | 8,42 |
| 22 | Pharmaceutical Sciences | 8,17 |
| 23 | Midwifery and Gynecology | 8,63 |
| 24 | Midwifery and Gynecology (Practicum) | 8,46 |
| 25 | Animal Feed Science and Nutrition | 8,48 |
| 26 | Internal Medicine (IPD) Small Animals | 8,41 |
| 27 | Aquatic Animal Diseases | 7,56 |
| 28 | Ruminant and Non-Ruminant Livestock Science | 8,27 |
| 29 | Imunologi | 8,23 |
| 30 | Environmental Health | 8,18 |
| 31 | Veterinary Public Health | 8,26 |

| No | Courses | Value |
|-----------|--|--------------|
| 32 | Citizenship | 8,89 |
| 33 | Entrepreneurship | 8,37 |
| 34 | Health Communication and Basic Health Services | 9,01 |
| 35 | Real Work Lecture-Learning with the Community | 8,10 |
| 36 | Research and Statistics Methodology | 8,46 |
| 37 | Pancasila | 8,98 |
| 38 | Veterinary Parasitology | 8,46 |
| 39 | Veterinary Clinic Pathology | 8,57 |
| 40 | Pathology Veterinary Systemic | 7,78 |
| 41 | Wildlife | 7,98 |
| 42 | Seminar | 9,01 |
| 43 | Thesis | 9,06 |
| 44 | Virologi | 8,61 |

RECAPITULATION OF THE PERFORMANCE OF THE LECTURER TEAM IN LECTURES (BACHELOR)

Period : Evaluation in 2023/2024 Even :

| No | Assessed aspects | Scale (%) | | | |
|---|---|--------------|--------------|---------------|---------------|
| | | Excellent(4) | Good(3) | Acceptable(2) | Inadequate(1) |
| <i>Q4 EVALUATION OF LECTURER PERFORMANCE IN LECTURES</i> | | | | | |
| 1 | Submission of learning contracts at the beginning of lectures | 63,00 | 28,86 | 6,79 | 1,34 |
| 2 | Submission of library information used in learning (reference books/teaching materials/hand outs/modules) | 59,74 | 31,28 | 7,68 | 1,30 |
| 3 | Implementation of learning in accordance with the contract | 59,74 | 31,07 | 7,83 | 1,36 |
| 4 | Suitability of material delivery methods with Course Learning Outcomes | 59,22 | 31,49 | 7,89 | 1,40 |
| 5 | The weight of the assessment is according to the load (assignment/quiz/exam (UTS/UAS)) given. | 58,13 | 31,91 | 8,31 | 1,65 |
| 6 | Providing constructive feedback on student learning outcomes (assignments/quizzes/exams). | 58,49 | 32,16 | 7,77 | 1,57 |
| Average | | 59,72 | 31,13 | 7,71 | 1,44 |

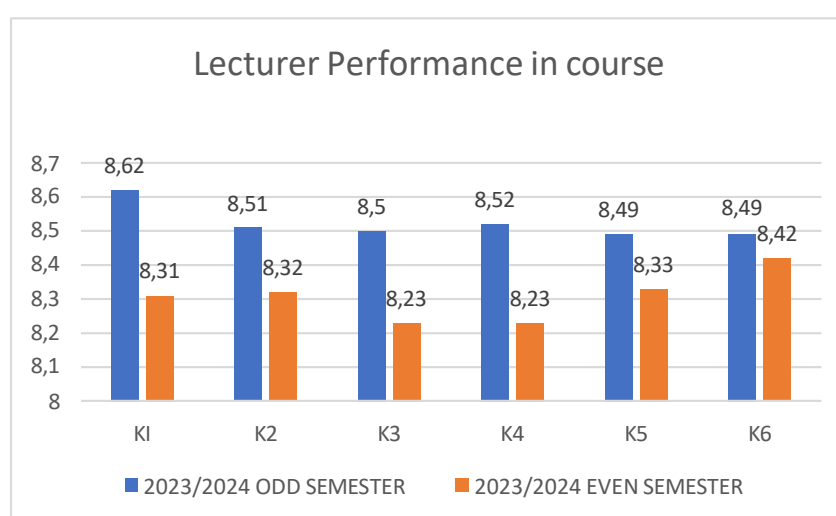
**RECAPITULATION OF THE LECTURERS' TEAM'S PERFORMANCE IN
LECTURES (BACHELOR'S LEVEL)**

Period : Evaluation for 2023/202Even

| No | Courses | Value |
|-----------|---|--------------|
| 1 | Applied Buddhism | 9,00 |
| 2 | Applied Hinduism | 10,00 |
| 3 | Applied Islam | 8,82 |
| 4 | Applied Catholicism | 8,88 |
| 5 | Applied Protestant Christianity | 9,67 |
| 6 | Acupuncture | 8,53 |
| 7 | Anatomi Topografi Veteriner | 8,94 |
| 8 | Biokimia Veteriner | 8,79 |
| 9 | Pharmacotherapy and Veterinary Toxicology | 8,52 |
| 10 | Reproductive Physiology and Technology | 8,25 |
| 11 | Forensik Veteriner | 7,99 |
| 12 | Histologi Veteriner | 8,54 |
| 13 | Veterinary Histology (Practicum) | 9,39 |
| 14 | Veterinary General Surgery | 8,39 |
| 15 | Internal Medicine (IPD) of Large Animals | 8,41 |
| 16 | Veterinary Public Health II | 8,14 |
| 17 | Communication and Self-Development | 8,94 |
| 18 | Real Work Lecture-Learning with the Community | 8,00 |
| 19 | Legislasi Veteriner | 8,42 |
| 20 | Logic and Critical Thinking | 8,85 |
| 21 | Experimental Animal Management | 9,33 |
| 22 | Poultry Health Management | 8,00 |
| 23 | Poultry Management | 8,48 |
| 24 | Advanced Research Methodology | 9,21 |
| 25 | General Veterinary Pathology | 8,32 |
| 26 | Introduction to Veterinary Science | 8,92 |
| 27 | Introduction to Scientific Collaboration | 8,86 |
| 28 | Bacterial and Michal Diseases | 8,77 |
| 29 | Parasitic Diseases | 8,27 |
| 30 | Viral Diseases | 8,56 |
| 31 | Veterinary Counseling | 8,54 |

| No | Courses | Value |
|----|------------------------|-------|
| 32 | Radiologi Veteriner | 8,32 |
| 33 | Seminar | 8,93 |
| 34 | Thesis | 8,96 |
| 35 | Stem Cell Veteriner | 9,27 |
| 36 | Animal Feed Technology | 8,34 |
| 37 | Zoonosis | 8,19 |

RECAPITULATION OF THE PERFORMANCE OF THE LECTURER TEAM IN LECTURES (PROFESSION)



Survey Results of Lecturer Performance in the Course

K1: Delivery of the learning contract at the beginning of the course

K2: Provision of library information used in learning (reference books/teaching materials/handouts/modules)

K3: Alignment of learning implementation with the contract

K4: Alignment of material delivery methods with Course Learning Outcomes

K5: Alignment of assessment methods with Course Learning Outcomes

K6: Learning and assignment load in accordance with the credit weight of the course

The bar chart presents the survey results of lecturer performance in courses across six key indicators (K1–K6) for the odd and even semesters of the 2023/2024 academic year. In all categories, lecturer performance was higher in the odd semester compared to the even semester. The highest rating in the odd semester was observed in K1 (Delivery of the learning contract) at 8.62, followed by K4 (Alignment of material delivery methods with Course Learning Outcomes) at 8.52. In contrast, the even semester ratings were consistently lower, with K1 scoring 8.31 and K4 at 8.23. The lowest ratings were recorded in K3 (Alignment of learning implementation with the contract) and K4, both at 8.23 in the even semester. Despite the

fluctuations, all performance indicators remained above 8.2, indicating a generally strong and consistent lecturer performance in course implementation.

RECAPITULATION OF THE PERFORMANCE OF THE LECTURER TEAM IN LECTURES (PROFESSION LEVEL)

Period : Odd 2023/2024 Evaluation :

| No | Assessed aspects | Scale (%) | | | |
|--|---|--------------|--------------|---------------|---------------|
| | | Excellent(4) | Good(3) | Acceptable(2) | Inadequate(1) |
| <i>EVALUATION OF LECTURER PERFORMANCE IN LEARNING</i> | | | | | |
| 1 | Conveying counter-learning at the beginning of learning | 51,77 | 31,42 | 15,49 | 1,33 |
| 2 | Submission of library information used in learning (reference books/teaching materials/hand outs/modules) | 54,87 | 23,89 | 19,91 | 1,33 |
| 3 | Conformity of learning realization with contracts | 53,98 | 23,89 | 20,80 | 1,33 |
| 4 | Suitability of material delivery methods with Course Learning Outcomes (CPMK) | 53,98 | 24,34 | 19,91 | 1,77 |
| 5 | Suitability of assessment methods with Course Learning Outcomes (CPMK) | 52,21 | 30,97 | 15,49 | 1,33 |
| 6 | The learning load and assignment are in accordance with the weight of the course credits | 52,21 | 30,97 | 15,49 | 1,33 |
| Average | | 53,17 | 27,58 | 17,85 | 1,40 |

RECAPITULATION OF THE PERFORMANCE OF THE LECTURER TEAM IN LECTURES (PROFESSION)

Period : Evaluation of 2023/2024 Odd

| No | Courses | Value |
|----|--|-------|
| 1 | Veterinarian Ethics and Animal Welfare | 8,54 |
| 2 | Veterinary Public Health Cooperation | 8,50 |
| 3 | Clinical Assistance | 8,30 |
| 4 | Cooperation in the Field of Microbiology | 8,45 |
| 5 | Co-Assistance in the Field of Parasitology | 8,38 |
| 6 | Pathology Field Assistance | 8,17 |
| 7 | Reproductive Cooperation | 8,39 |
| 8 | Veterinary and Aquatic Business Management | 7,96 |
| 9 | Large Animal Street Vendors, Poultry, Educational Livestock Park | 8,32 |
| 10 | Health System (One Health) & Animal Care | 8,45 |
| 11 | Therapeutika Veteriner | 7,97 |

RECAPITULATION OF THE PERFORMANCE OF THE LECTURER TEAM IN LECTURES (PROFESSION LEVEL)

Period : Evaluation in 2023/2024 Even :

| No | Assessed aspects | Scale (%) | | | |
|--|--|--------------|--------------|---------------|---------------|
| | | Excellent(4) | Good(3) | Acceptable(2) | Inadequate(1) |
| <i>EVALUATION OF LECTURER PERFORMANCE IN LEARNING</i> | | | | | |
| 1 | Conveying counter-learning at the beginning of learning | 56,39 | 40,50 | 2,18 | 0,93 |
| 2 | Submission of library information used in learning (reference books/teaching materials/handouts/modules) | 53,89 | 42,06 | 2,18 | 1,87 |
| 3 | Conformity of learning realization with contracts | 55,76 | 39,25 | 3,12 | 1,87 |
| 4 | Suitability of material delivery methods with Course Learning Outcomes (CPMK) | 55,45 | 39,56 | 3,12 | 1,87 |
| 5 | Suitability of assessment methods with Course Learning Outcomes (CPMK) | 54,21 | 41,12 | 2,80 | 1,87 |
| 6 | The learning load and assignment are in accordance with the weight of the course credits | 52,65 | 42,37 | 3,12 | 1,87 |
| Average | | 54,72 | 40,81 | 2,75 | 1,71 |

RECAPITULATION OF THE PERFORMANCE OF THE LECTURER TEAM IN LECTURES (PROFESSION)

Period : Evaluation of 2023/2024 Even

| No | Courses | Value |
|----|--|-------|
| 1 | Veterinarian Ethics and Animal Welfare | 8,81 |
| 2 | Veterinary Public Health Cooperation | 8,38 |
| 3 | Clinical Assistance | 8,55 |
| 4 | Cooperation in the Field of Microbiology | 8,66 |
| 5 | Co-Assistance in the Field of Parasitology | 8,61 |
| 6 | Pathology Field Assistance | 8,57 |
| 7 | Reproductive Cooperation | 8,44 |
| 8 | Veterinary and Aquatic Business Management | 8,45 |
| 9 | Large Animal Street Vendors, Poultry, Educational Livestock Park | 8,68 |
| 10 | Health System (One Health) & Animal Care | 8,74 |
| 11 | Therapeutika Veteriner | 8,02 |

Follow up:

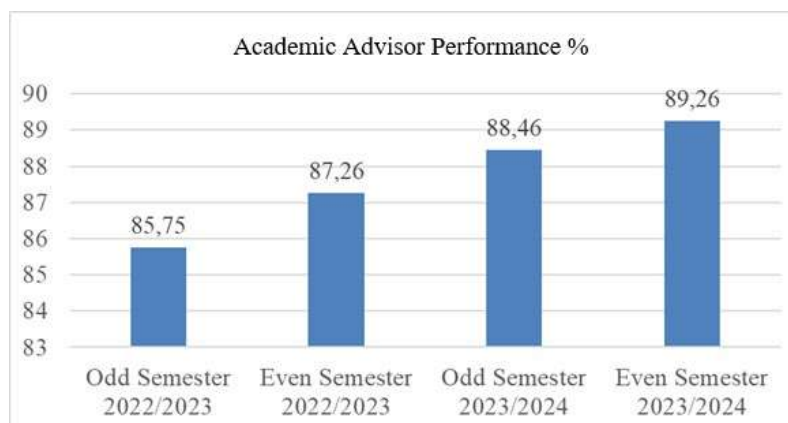
The results of lecturer performance satisfaction in the 2023/2024 academic year class lectures at the undergraduate level show that in the odd semester 59.89% of students appreciated the excellent category and 31.20% appreciated the good category, while in the even semester 59.72% of students appreciated the excellent category and 31.13% appreciated the good category. The point that seems to have received less high appreciation in several courses is point 5, namely about the Suitability of assessment methods with Course Learning Outcomes (CPMK) and point 6 about The learning load and assignment are in accordance with the weight of the course credits. This needs to be fixed in the lecture performance contract to fix this by explaining it in more detail at the beginning of the lecture.

Meanwhile, the course that still gets a low point is 5, because all aspects of the assessment by students are considered sufficient, none are considered very good or good. This needs to be considered by the teaching team to increase student satisfaction.

The results of lecturer performance satisfaction in class lectures for the 2023/2024 academic year at the professional level show that in the odd semester 53.17% of students appreciated the excellent category and 27.58% appreciated the good category, while in the even semester 54.72% of students appreciated the excellent category and 40.81% appreciated the good category. All courses have been assessed above 7.5 by students. The lowest assessment

aspect is about the Suitability of material delivery methods with Course Learning Outcomes (CPMK).

**RECAPITULATION OF LECTURER PERFORMANCE IN ACADEMIC ADVISER
(BACHELOR)**



Survey results of academic advisor performance from 2022/2023 to 2023/2024

The bar chart illustrates the steady improvement in academic advisor performance over four consecutive semesters, spanning the 2022/2023 and 2023/2024 academic years. In the odd semester of 2022/2023, performance was recorded at 85.75%, rising to 87.26% in the even semester. This upward trend continued into 2023/2024, with performance reaching 88.46% in the odd semester and peaking at 89.26% in the even semester. The consistent increase in performance suggests a positive development in the quality of academic advising, reflecting ongoing improvements in support and guidance provided to students.

**RECAPITULATION OF LECTURER PERFORMANCE IN ACADEMIC ADVISER
(BACHELOR)**

Period : Odd 2023/2024 Evaluation

| No | Assessed aspects | Scale (%) | | | |
|--|--|--------------|---------|---------------|---------------|
| | | Excellent(4) | Good(3) | Acceptable(2) | Inadequate(1) |
| <i>Performance of Academic Adviser</i> | | | | | |
| 1 | Benefits of academic adviser in student study planning | 68,60 | 24,80 | 5,01 | 1,58 |
| 2 | Benefits of academic advise in solving students' academic problems | 67,81 | 25,59 | 5,54 | 1,06 |
| 3 | The role of academic adviser in guiding the selection of compulsory/elective courses during enrollment | 68,34 | 24,93 | 5,54 | 1,19 |

| No | Assessed aspects | Scale (%) | | | |
|----------------|---|--------------|--------------|---------------|---------------|
| | | Excellent(4) | Good(3) | Acceptable(2) | Inadequate(1) |
| 4 | Willingness of lecturers to provide time for consultation as agreed | 68,73 | 24,54 | 5,41 | 1,32 |
| 5 | Input of academic adviser in solving non-academic (personal) problems requested by students | 64,78 | 28,10 | 5,54 | 1,58 |
| 6 | Monitoring the development of student study results | 66,62 | 26,25 | 5,41 | 1,72 |
| 7 | Motivating students to complete their studies properly and on time | 66,89 | 25,99 | 5,41 | 1,72 |
| 8 | For students who complete a thesis or final project: The role of the academic adviser in monitoring the process of completing the thesis or final project | 66,62 | 26,44 | 5,34 | 1,60 |
| Average | | 67,30 | 25,83 | 5,40 | 1,47 |

**RECAPITULATION OF LECTURER PERFORMANCE IN ACADEMIC ADVISER
(BACHELOR)**

Period : Odd 2023/2024 Evaluation :

| No | NIP | Name | Score |
|----|--------------------|----------------------------------|-------|
| 1 | 198803212019032012 | ADIANA MUTAMSARI WITANINGRUM | 9,52 |
| 2 | 196708061994031001 | AGUS SUNARSO | 9,25 |
| 3 | 196509051993031004 | ANWAR MA RUF | 8,99 |
| 4 | 196208111989031009 | BAMBANG SEKTIARI LUKISWANTO | 9,44 |
| 5 | 197103161996031001 | BOEDI SETIAWAN | 8,43 |
| 6 | 196107281991031002 | BUDIARTO | 8,55 |
| 7 | 195905181987011002 | BUDI UTOMO | 8,50 |
| 8 | 195803081984031003 | CHAIRUL ANWAR NIDOM | 9,28 |
| 9 | 196109151989051001 | DADIK RAHARJO | 8,78 |
| 10 | 195412131979011002 | DEWA KETUT MELES | 8,14 |
| 11 | 199307212019032022 | DIAN AYU PERMATASARI | 9,20 |
| 12 | 196712141996031004 | DJOKO LEGOWO | 7,53 |
| 13 | 196609201992031003 | EDUARDUS BIMO AKSONO HERUPRADOTO | 9,23 |
| 14 | 196403161990022001 | EKA PRAMYRTHA HESTIANAH | 9,23 |
| 15 | 197012101999032002 | EMY KOESTANTI SABDONINGRUM | 9,58 |
| 16 | 195810211983112001 | ENDANG SUPRIHATI | 8,81 |
| 17 | 196712131993031001 | EPY MUHAMMAD LUQMAN | 8,93 |
| 18 | 196907231999032001 | ERMA SAFITRI | 8,96 |
| 19 | 195910031987011001 | FEDIK ABDUL RANTAM | 8,81 |
| 20 | 197009131999032001 | GRACIA ANGELINA HENDARTI | 9,54 |
| 21 | 195908081987012001 | HANI PLUMERIASTUTI | 9,53 |
| 22 | 195908231987031003 | HERRY AGOES HERMADI | 8,95 |
| 23 | 196004271987011001 | IMAM MUSTOFA | 7,96 |
| 24 | 197009061997032001 | IRA SARI YUDANIAYANTI | 9,14 |
| 25 | 196807131993031009 | IWAN SAHRIAL HAMID | 8,52 |
| 26 | 195807131986012001 | JOLA RAHMAHANI | 8,87 |
| 27 | 196807251997022001 | KADEK RACHMAWATI | 9,53 |
| 28 | 196612151992031014 | KUNCORO PUGUH SANTOSO | 8,18 |
| 29 | 196310031997021001 | KUSNOTO | 8,50 |
| 30 | 196803311993032001 | LILIK MASLACHAH | 8,51 |
| 31 | 196208281989032001 | LUCIA TRI SUWANTI | 9,00 |

| No | NIP | Name | Score |
|----|--------------------|------------------------------|-------|
| 32 | 199303012019032026 | MARTIA RANI TACHARINA | 8,69 |
| 33 | 196204101988032001 | MASLICHAH MAFRUCHATI | 9,69 |
| 34 | 197107161999032001 | M. GANDUL ATIK YULIANI | 8,16 |
| 35 | 196201161992032001 | MIRNI LAMID | 8,75 |
| 36 | 199111012020122015 | Mirza Atikah Madarina Hisyam | 9,36 |
| 37 | 195812181987111001 | MOCHAMAD LAZUARDI | 9,27 |
| 38 | 196209261989031004 | MOHAMMAD ANAM AL ARIF | 9,31 |
| 39 | 196802031994031002 | MOH. SUKMANADI | 8,94 |
| 40 | 196612291993031001 | MUCHAMMAD YUNUS | 7,81 |
| 41 | 196711071993031003 | MUFASIRIN | 8,45 |
| 42 | 196201151988031002 | MUSTOFA HELMI EFFENDI | 7,73 |
| 43 | 196511151995032001 | NOVE HIDAJATI | 8,52 |
| 44 | 196805051997021001 | NUSDIANTO TRIAKOSO | 9,12 |
| 45 | 196103111988032003 | POEDJI HASTUTIEK | 8,31 |
| 46 | 195601051986011001 | PUDJI SRIANTO | 8,67 |
| 47 | 196702211994032002 | RAHMI SUGIHARTUTI | 6,77 |
| 48 | 196609261994032001 | RATNA DAMAYANTI | 9,54 |
| 49 | 196303121988032003 | RIMAYANTI | 8,53 |
| 50 | 197007191996032002 | ROCHMAH KURNIJASANTI | 8,67 |
| 51 | 196104021988031003 | SOEHARSONO | 8,07 |
| 52 | 195609041984031004 | SRI AGUS SUDJARWO | 9,23 |
| 53 | 196108031986012001 | SRI HIDANAH | 9,69 |
| 54 | 196106111988032001 | SRI MULYATI | 9,00 |
| 55 | 196310021989032003 | SRI PANTJA MADYAWATI | 9,02 |
| 56 | 195906261987012001 | SUHERNI SUSILOWATI | 8,71 |
| 57 | 197003262000121001 | SUNARYO HADI WARSITO | 8,82 |
| 58 | 198507012009121009 | SURYO KUNCOROJAKTI | 9,17 |
| 59 | 196105151989031002 | SUWARNO | 8,70 |
| 60 | 196110021990022001 | SUZANITA UTAMA | 9,67 |
| 61 | 196008291987012001 | TATIK HERNAWATI | 8,86 |
| 62 | 196010021987012001 | TITA DAMAYANTI LESTARI | 8,89 |
| 63 | 196109111989031002 | TJUK IMAM RESTIADI | 8,93 |
| 64 | 196304011990021001 | TRI WAHYU SUPRAYOGI | 8,54 |
| 65 | 196209151990022001 | WIDJIATI | 8,92 |

| No | NIP | Name | Score |
|----|--------------------|------------------------------|-------|
| 66 | 196911101997032001 | WIDYA PARAMITA LOKAPIRNASARI | 9,13 |
| 67 | 196203281988032001 | WIWIEK TYASNINGSIH | 9,27 |
| 68 | 196906011996032001 | WIWIK MISACO YUNIARTI | 9,30 |
| 69 | 195409181983012001 | WURLINA | 7,83 |
| 70 | 196703151993032002 | YENI DHAMAYANTI | 9,36 |
| 71 | 198107122014042001 | YULIANNA PUSPITASARI | 9,30 |

**RECAPITULATION OF LECTURER PERFORMANCE IN ACADEMIC ADVICE
(BACHELOR)**

Period : Evaluation of Even Year 2023/2024 :

| No | Assessed aspects | Scale (%) | | | |
|--|---|--------------|--------------|---------------|---------------|
| | | Excellent(4) | Good(3) | Acceptable(2) | Inadequate(1) |
| <i>Performance of Academic Adviser</i> | | | | | |
| 1 | Benefits of academic adviser in student study planning | 72,53 | 22,41 | 3,92 | 1,14 |
| 2 | Benefits of academic advise in solving students' academic problems | 71,90 | 22,53 | 4,56 | 1,01 |
| 3 | The role of academic adviser in guiding the selection of compulsory/elective courses during enrollment | 71,39 | 23,04 | 4,43 | 1,14 |
| 4 | Willingness of lecturers to provide time for consultation as agreed | 73,29 | 21,27 | 4,68 | 0,76 |
| 5 | Input of academic adviser in solving non-academic (personal) problems requested by students | 71,01 | 22,91 | 5,19 | 0,89 |
| 6 | Monitoring the development of student study results | 70,89 | 23,04 | 5,06 | 1,01 |
| 7 | Motivating students to complete their studies properly and on time | 70,89 | 22,66 | 5,19 | 1,27 |
| 8 | For students who complete a thesis or final project: The role of the academic adviser in monitoring the process of completing the thesis or final project | 72,20 | 22,01 | 4,63 | 1,16 |
| Average | | 71,76 | 22,48 | 4,71 | 1,05 |

**RECAPITULATION OF LECTURER PERFORMANCE IN ACADEMIC ADVICE
(BACHELOR)**

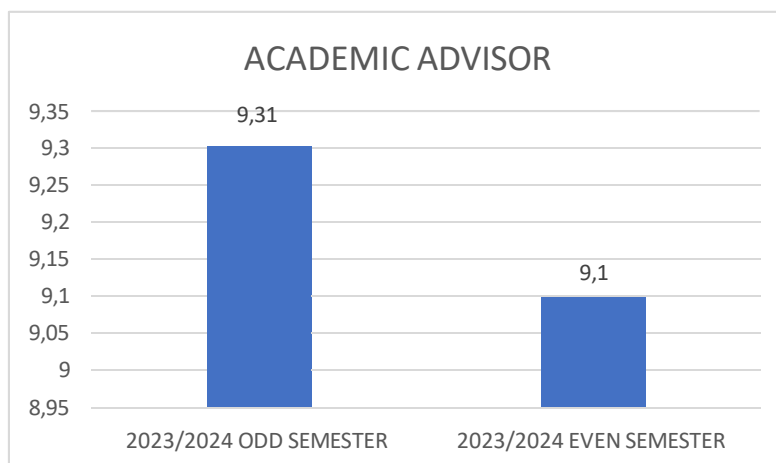
Period : Evaluation of Even Year 2023/2024

| No | NIP | Name | Score |
|----|--------------------|----------------------------------|-------|
| 1 | 198803212019032012 | ADIANA MUTAMSARI WITANINGRUM | 9,46 |
| 2 | 196708061994031001 | AGUS SUNARSO | 9,20 |
| 3 | 196509051993031004 | ANWAR MA RUF | 9,29 |
| 4 | 196208111989031009 | BAMBANG SEKTIARI LUKISWANTO | 9,63 |
| 5 | 197103161996031001 | BOEDI SETIAWAN | 8,00 |
| 6 | 196107281991031002 | BUDIARTO | 8,50 |
| 7 | 195905181987011002 | BUDI UTOMO | 8,66 |
| 8 | 195803081984031003 | CHAIRUL ANWAR NIDOM | 8,93 |
| 9 | 196109151989051001 | DADIK RAHARJO | 9,11 |
| 10 | 195412131979011002 | DEWA KETUT MELES | 8,55 |
| 11 | 199307212019032022 | DIAN AYU PERMATASARI | 9,29 |
| 12 | 196712141996031004 | DJOKO LEGOWO | 7,35 |
| 13 | 196609201992031003 | EDUARDUS BIMO AKSONO HERUPRADOTO | 8,78 |
| 14 | 196403161990022001 | EKA PRAMYRTHA HESTIANAH | 8,48 |
| 15 | 197012101999032002 | EMY KOESTANTI SABDONINGRUM | 9,79 |
| 16 | 195810211983112001 | ENDANG SUPRIHATI | 8,49 |
| 17 | 196712131993031001 | EPY MUHAMMAD LUQMAN | 9,54 |
| 18 | 196907231999032001 | ERMA SAFITRI | 9,37 |
| 19 | 195910031987011001 | FEDIK ABDUL RANTAM | 8,91 |
| 20 | 197009131999032001 | GRACIA ANGELINA HENDARTI | 8,80 |
| 21 | 195908081987012001 | HANI PLUMERIASTUTI | 9,36 |
| 22 | 195908231987031003 | HERRY AGOES HERMADI | 9,00 |

| No | NIP | Name | Score |
|----|--------------------|------------------------------|-------|
| 23 | 196004271987011001 | IMAM MUSTOFA | 8,61 |
| 24 | 197009061997032001 | IRA SARI YUDANIAYANTI | 9,39 |
| 25 | 196807131993031009 | IWAN SAHRIAL HAMID | 8,67 |
| 26 | 195807131986012001 | JOLA RAHMAHANI | 9,51 |
| 27 | 196807251997022001 | KADEK RACHMAWATI | 9,16 |
| 28 | 196612151992031014 | KUNCORO PUGUH SANTOSO | 8,43 |
| 29 | 196310031997021001 | KUSNOTO | 8,90 |
| 30 | 196803311993032001 | LILIK MASLACHAH | 9,24 |
| 31 | 196208281989032001 | LUCIA TRI SUWANTI | 9,03 |
| 32 | 199303012019032026 | MARTIA RANI TACHARINA | 8,81 |
| 33 | 196204101988032001 | MASLICHAH MAFRUCHATI | 9,56 |
| 34 | 197107161999032001 | M. GANDUL ATIK YULIANI | 8,36 |
| 35 | 196201161992032001 | MIRNI LAMID | 8,38 |
| 36 | 199111012020122015 | Mirza Atikah Madarina Hisyam | 9,60 |
| 37 | 195812181987111001 | MOCHAMAD LAZUARDI | 8,75 |
| 38 | 196209261989031004 | MOHAMMAD ANAM AL ARIF | 9,23 |
| 39 | 196802031994031002 | MOH. SUKMANADI | 8,89 |
| 40 | 196612291993031001 | MUCHAMMAD YUNUS | 8,09 |
| 41 | 196711071993031003 | MUFASIRIN | 9,23 |
| 42 | 196201151988031002 | MUSTOFA HELMI EFFENDI | 8,58 |
| 43 | 199003162019083201 | NANIK HIDAYATIK | 9,50 |
| 44 | 196511151995032001 | NOVE HIDAJATI | 8,64 |
| 45 | 196805051997021001 | NUSDianto TRIAKOSO | 9,06 |
| 46 | 196103111988032003 | POEDJI HASTUTIEK | 9,40 |
| 47 | 195601051986011001 | PUDJI SRIANTO | 9,18 |

| No | NIP | Name | Score |
|----|--------------------|------------------------------|-------|
| 48 | 196702211994032002 | RAHMI SUGIHARTUTI | 6,93 |
| 49 | 196609261994032001 | RATNA DAMAYANTI | 9,57 |
| 50 | 196303121988032003 | RIMAYANTI | 8,39 |
| 51 | 197007191996032002 | ROCHMAH KURNIJASANTI | 8,41 |
| 52 | 196104021988031003 | SOEHARSONO | 8,80 |
| 53 | 195609041984031004 | SRI AGUS SUDJARWO | 8,19 |
| 54 | 196108031986012001 | SRI HIDANAH | 9,50 |
| 55 | 196106111988032001 | SRI MULYATI | 9,33 |
| 56 | 196310021989032003 | SRI PANTJA MADYAWATI | 9,06 |
| 57 | 195906261987012001 | SUHERNI SUSILOWATI | 9,31 |
| 58 | 197003262000121001 | SUNARYO HADI WARSITO | 9,31 |
| 59 | 198507012009121009 | SURYO KUNCOROJAKTI | 8,38 |
| 60 | 196105151989031002 | SUWARNO | 8,93 |
| 61 | 196110021990022001 | SUZANITA UTAMA | 9,17 |
| 62 | 196008291987012001 | TATIK HERNAWATI | 9,21 |
| 63 | 196010021987012001 | TITA DAMAYANTI LESTARI | 8,73 |
| 64 | 196109111989031002 | TJUK IMAM RESTIADI | 9,38 |
| 65 | 196304011990021001 | TRI WAHYU SUPRAYOGI | 8,92 |
| 66 | 196209151990022001 | WIDJIATI | 8,81 |
| 67 | 196911101997032001 | WIDYA PARAMITA LOKAPIRNASARI | 9,30 |
| 68 | 196203281988032001 | WIWIEK TYASNINGSIH | 9,47 |
| 69 | 196906011996032001 | WIWIK MISACO YUNIARTI | 9,64 |
| 70 | 195409181983012001 | WURLINA | 7,46 |
| 71 | 196703151993032002 | YENI DHAMAYANTI | 9,50 |
| 72 | 198107122014042001 | YULIANNA PUSPITASARI | 9,17 |

**RECAPITULATION OF LECTURER PERFORMANCE IN ACADEMIC ADVISER
(PROFFESION)**



Survey Result of Assessment of Academic advisor

The bar chart illustrates the performance of academic advisors in the 2023/2024 academic year. The Academic Advisor Performance showed in good score with a range of 1-10. Comparing the odd and even semesters. The performance score in the odd semester was 9.31, reflecting a high level of effectiveness in academic advising. However, in the even semester, the score slightly declined to 9.1, indicating a moderate decrease in perceived performance. Despite this decline, the overall performance of academic advisors remained consistently strong, suggesting that students generally had a positive experience with academic advising throughout the academic year.

**RECAPITULATION OF LECTURER PERFORMANCE IN ACADEMIC ADVISER
(PROFFESION)**

Period : Odd 2023/2024 Evaluation

| No | Assessed aspects | Scale (%) | | | |
|--|--|--------------|---------|---------------|---------------|
| | | Excellent(4) | Good(3) | Acceptable(2) | Inadequate(1) |
| <i>Performance of Guardian Lecturers</i> | | | | | |
| 1 | Benefits of academic adviser in student study planning | 87,50 | 6,25 | 6,25 | 0,00 |
| 2 | Benefits of academic advise in solving students' academic problems | 81,25 | 12,50 | 6,25 | 0,00 |
| 3 | The role of academic adviser in guiding the selection of compulsory/elective courses during enrollment | 87,50 | 6,25 | 6,25 | 0,00 |

| No | Assessed aspects | Scale (%) | | | |
|----------------|---|--------------|-------------|---------------|---------------|
| | | Excellent(4) | Good(3) | Acceptable(2) | Inadequate(1) |
| 4 | Willingness of lecturers to provide time for consultation as agreed | 81,25 | 12,50 | 6,25 | 0,00 |
| 5 | Input of academic adviser in solving non-academic (personal) problems requested by students | 87,50 | 6,25 | 6,25 | 0,00 |
| 6 | Monitoring the development of student study results | 81,25 | 12,50 | 6,25 | 0,00 |
| 7 | Motivating students to complete their studies properly and on time | 87,50 | 6,25 | 6,25 | 0,00 |
| 8 | For students who complete a thesis or final project: The role of the academic adviser in monitoring the process of completing the thesis or final project | 81,25 | 12,50 | 6,25 | 0,00 |
| Average | | 84,38 | 9,38 | 6,25 | 0,00 |

RECAPITULATION OF LECTURER PERFORMANCE IN ACADEMIC ADVISER (PROFFESION)

Period : Odd 2023/2024 Evaluation :

| No | NIP | Name Lecture | Value |
|----|--------------------|----------------------|-------|
| | 198107122014042001 | YULIANNA PUSPITASARI | 9,31 |

RECAPITULATION OF LECTURER PERFORMANCE IN ACADEMIC ADVISER (PROFFESION)

Period : Evaluation in 2023/2024 Even

| No | Assessed aspects | Scale (%) | | | |
|---|--|--------------|---------|---------------|---------------|
| | | Excellent(4) | Good(3) | Acceptable(2) | Inadequate(1) |
| <i>Performance of Academic Adviser</i> | | | | | |
| 1 | Benefits of academic adviser in student study planning | 77,42 | 19,35 | 3,23 | 0,00 |

| No | Assessed aspects | Scale (%) | | | |
|----------------|---|--------------|--------------|---------------|---------------|
| | | Excellent(4) | Good(3) | Acceptable(2) | Inadequate(1) |
| 2 | Benefits of academic advise in solving students' academic problems | 75,81 | 20,16 | 4,03 | 0,00 |
| 3 | The role of academic adviser in guiding the selection of compulsory/ elective courses during enrollment | 75,81 | 21,77 | 2,42 | 0,00 |
| 4 | Willingness of lecturers to provide time for consultation as agreed | 77,42 | 20,97 | 1,61 | 0,00 |
| 5 | Input of academic adviser in solving non-academic (personal) problems requested by students | 75,81 | 21,77 | 2,42 | 0,00 |
| 6 | Monitoring the development of student study results | 75,81 | 21,77 | 2,42 | 0,00 |
| 7 | Motivating students to complete their studies properly and on time | 77,42 | 20,16 | 2,42 | 0,00 |
| 8 | For students who complete a thesis or final project: The role of the academic adviser in monitoring the process of completing the thesis or final project | 77,24 | 20,33 | 1,63 | 0,81 |
| Average | | 76,59 | 20,79 | 2,52 | 0,10 |

RECAPITULATION OF LECTURER PERFORMANCE IN ACADEMIC ADVISER (PROFFESION)

Period : Evaluation in 2023/2024 Even

| No | NIP | Name Lecture | Value |
|----|--------------------|----------------------|-------|
| 1 | 198107122014042001 | YULIANNA PUSPITASARI | 9,14 |

Follow up :

The results of lecturer performance satisfaction in the 2023/2024 academic year academic adviser at the undergraduate level show that in the odd semester 67.30% of students appreciated the superior category and 25.83% appreciated the good category, while in the even semester 71.76% of students appreciated the superior category and 22.48% appreciated the good category. The points that appear to be less highly appreciated are about motivating students to complete their studies properly and on time and the role of the academic adviser in

monitoring the process of completing the thesis or final project. This is likely because when approaching the final semester, student interaction with the advisor decreases because they are more intense in meeting with their thesis supervisor. Lecturer who received a score of less than 7.0 were because the lecturer was difficult for students to meet due to the health.

Advisory lecturers at the professional level are all handled by the Study Program Coordinator. The results of lecturer performance satisfaction in class supervision for the 2023/2024 academic year at the professional level show that in the odd semester 84.38% of students appreciated the excellent category and 9.38% appreciated the good category, while in the even semester 76.59% of students appreciated the excellent category and 20.79% appreciated the good category.

RECAPITULATION OF LECTURER PERFORMANCE IN THESIS GUIDANCE

Period : Odd 2023/2024 Evaluation

| No | Assessed aspects | Scale (%) | | | |
|--|---|--------------|--------------|-------------|-------------|
| | | Excellent(4) | Good(3) | Enough(2) | Less(1) |
| <i>Evaluation of Thesis Supervisor</i> | | | | | |
| 1 | Lecturer helps formulate thesis title | 87,37 | 10,53 | 2,11 | 0,00 |
| 2 | Lecturers direct students on how to search for scientific information (print and electronic) | 85,26 | 14,74 | 0,00 | 0,00 |
| 3 | Lecturers direct students to write a thesis in good and correct language | 88,42 | 11,58 | 0,00 | 0,00 |
| 4 | The lecturer directs students to write a thesis according to the applicable guidelines | 89,47 | 10,53 | 0,00 | 0,00 |
| 5 | Lecturers direct students to carry out research according to proposals | 89,47 | 10,53 | 0,00 | 0,00 |
| 6 | Lecturers provide guidance in solving problems in the implementation of thesis research | 87,37 | 12,63 | 0,00 | 0,00 |
| 7 | Lecturers assist students in obtaining access to thesis research facilities | 87,37 | 12,63 | 0,00 | 0,00 |
| 8 | Lecturers encourage students to complete their thesis on time | 90,53 | 9,47 | 0,00 | 0,00 |
| 9 | Lecturers encourage students to produce scientific publications on the results of thesis research | 87,37 | 9,47 | 3,16 | 0,00 |
| 10 | Suitability of lecturers' expertise with thesis topics | 86,32 | 12,63 | 0,00 | 1,05 |
| Average | | 87,89 | 11,47 | 0,53 | 0,11 |

RECAPITULATION OF LECTURERS' PERFORMANCE IN THESIS GUIDANCE

Period : Evaluation of 2023/2024 Odd

| No | NIP | Lecturer Name | Value |
|---------------------------------------|--------------------|----------------------------------|-------|
| Bachelor - Veterinary Medicine | | | |
| 1 | 196708061994031001 | Agus Sunarso | 10,00 |
| 2 | 196208111989031009 | Bambang Sektiari Lukiswanto | 10,00 |
| 3 | 197103161996031001 | Boedi Setiawan | 10,00 |
| 4 | 195803081984031003 | Chairul Anwar Nidom | 10,00 |
| 5 | 196109151989051001 | Dadik Raharjo | 10,00 |
| 6 | 195412131979011002 | Dewa Ketut Meles | 8,90 |
| 7 | 199307212019032022 | Dian Ayu Permatasari | 10,00 |
| 8 | 196712141996031004 | Djoko Legowo | 9,23 |
| 9 | 196609201992031003 | Eduardus Bimo Aksono Herupradoto | 10,00 |
| 10 | 196403161990022001 | Eka Pramytha Hestianah | 9,50 |
| 11 | 197012101999032002 | Emy Koestanti Sabdoningrum | 10,00 |
| 12 | 195810211983112001 | Endang Suprihati | 10,00 |
| 13 | 196907231999032001 | Erma Safitri | 9,00 |
| 14 | 195910031987011001 | Fedik Abdul Rantam | 10,00 |
| 15 | 197009131999032001 | Gracia Angelina Hendarti | 9,40 |
| 16 | 195908081987012001 | Hani Plumeriastuti | 9,48 |
| 17 | 198304232010122007 | Hardany Primarizky | 10,00 |
| 18 | 195806041989102001 | Hermin Ratnani | 7,00 |
| 19 | 196004271987011001 | Imam Mustofa | 9,50 |
| 20 | 197009061997032001 | Ira Sari Yudaaniyanti | 10,00 |
| 21 | 196807131993031009 | Iwan Sahrial Hamid | 10,00 |
| 22 | 195807131986012001 | Jola Rahmahani | 10,00 |
| 23 | 196807251997022001 | Kadek Rachmawati | 9,00 |
| 24 | 196612151992031014 | Kuncoro Puguh Santoso | 7,70 |
| 25 | 196803311993032001 | Lilik Maslachah | 10,00 |
| 26 | 196208281989032001 | Lucia Tri Suwanti | 9,97 |
| 27 | 199303012019032026 | Martia Rani Tacharina | 10,00 |
| 28 | 197107161999032001 | M. Gandul Atik Yuliani | 9,50 |
| 29 | 196209261989031004 | Mohammad Anam Al Arif | 9,97 |
| 30 | 196802031994031002 | Moh. Sukmanadi | 10,00 |
| 31 | 196612291993031001 | Muchammad Yunus | 10,00 |

| No | NIP | Lecturer Name | Value |
|-----------|--------------------|------------------------------|--------------|
| 32 | 196711071993031003 | Mufasirin | 10,00 |
| 33 | 196201151988031002 | Mustofa Helmi Effendi | 9,95 |
| 34 | 196805051997021001 | Nusdianto Triakoso | 9,40 |
| 35 | 196103111988032003 | Poedji Hastutik | 10,00 |
| 36 | 197007191996032002 | Rochmah Kurnijasanti | 9,73 |
| 37 | 195609041984031004 | Sri Agus Sudjarwo | 10,00 |
| 38 | 196108031986012001 | Sri Hidanah | 10,00 |
| 39 | 196106111988032001 | Sri Mulyati | 10,00 |
| 40 | 197003262000121001 | Sunaryo Hadi Warsito | 10,00 |
| 41 | 198507012009121009 | Suryo Kuncorojakti | 10,00 |
| 42 | 196105151989031002 | Suwarno | 9,50 |
| 43 | 195810171987011001 | Thomas Valentinus Widiyatno | 7,00 |
| 44 | 196911101997032001 | Widya Paramita Lokapirnasari | 8,70 |
| 45 | 196203281988032001 | Wiwiek Tyasningsih | 9,33 |
| 46 | 196906011996032001 | Wiwik Misaco Yuniarti | 9,50 |
| 47 | 196703151993032002 | Yeni Dhamayanti | 10,00 |
| 48 | 198107122014042001 | Yulianna Puspitasari | 8,00 |

RECAPITULATION OF LECTURER PERFORMANCE IN THESIS GUIDANCE

Period : Evaluation in 2023/2024 Even

| No | Assessed aspects | Scale (%) | | | |
|--|---|--------------|--------------|-------------|-------------|
| | | Excellent(4) | Good(3) | Enough(2) | Less(1) |
| <i>Evaluation of Thesis Supervisor</i> | | | | | |
| 1 | Lecturer helps formulate thesis title | 81,30 | 14,78 | 3,91 | 0,00 |
| 2 | Lecturers direct students on how to search for scientific information (print and electronic) | 86,96 | 9,57 | 3,48 | 0,00 |
| 3 | Lecturers direct students to write a thesis in good and correct language | 88,26 | 8,26 | 3,48 | 0,00 |
| 4 | The lecturer directs students to write a thesis according to the applicable guidelines | 86,52 | 8,26 | 5,22 | 0,00 |
| 5 | Lecturers direct students to carry out research according to proposals | 85,65 | 9,57 | 4,78 | 0,00 |
| 6 | Lecturers provide guidance in solving problems in the implementation of thesis research | 88,70 | 8,26 | 3,04 | 0,00 |
| 7 | Lecturers assist students in obtaining access to thesis research facilities | 84,78 | 12,17 | 2,61 | 0,43 |
| 8 | Lecturers encourage students to complete their thesis on time | 86,96 | 9,57 | 2,61 | 0,87 |
| 9 | Lecturers encourage students to produce scientific publications on the results of thesis research | 83,04 | 13,91 | 2,17 | 0,87 |
| 10 | Suitability of lecturers' expertise with thesis topics | 85,65 | 9,13 | 4,35 | 0,87 |
| Average | | 85,78 | 10,35 | 3,57 | 0,30 |

RECAPITULATION OF LECTURER PERFORMANCE IN THESIS GUIDANCE

Period : Evaluation of 2023/2024 Even

| No | NIP | Lecturer Name | Value |
|---------------------------------------|--------------------|----------------------------------|-------|
| Bachelor - Veterinary Medicine | | | |
| 1 | 196708061994031001 | Agus Sunarso | 9,55 |
| 2 | 196509051993031004 | Anwar Ma Ruf | 10,00 |
| 3 | 196208111989031009 | Bambang Sektiari Lukiswanto | 9,50 |
| 4 | 197103161996031001 | Boedi Setiawan | 9,55 |
| 5 | 196107281991031002 | Budiarto | 9,67 |
| 6 | 195905181987011002 | Budi Utomo | 9,00 |
| 7 | 195803081984031003 | Chairul Anwar Nidom | 10,00 |
| 8 | 196109151989051001 | Dadik Raharjo | 8,23 |
| 9 | 195412131979011002 | Dewa Ketut Meles | 10,00 |
| 10 | 199307212019032022 | Dian Ayu Permatasari | 9,30 |
| 11 | 196712141996031004 | Djoko Legowo | 9,58 |
| 12 | 196609201992031003 | Eduardus Bimo Aksono Herupradoto | 9,53 |
| 13 | 196403161990022001 | Eka Pramytha Hestianah | 9,00 |
| 14 | 197012101999032002 | Emy Koestanti Sabdoningrum | 8,50 |
| 15 | 195810211983112001 | Endang Suprihati | 8,60 |
| 16 | 196712131993031001 | Epy Muhammad Luqman | 9,32 |
| 17 | 196907231999032001 | Erma Safitri | 9,80 |
| 18 | 195910031987011001 | Fedik Abdul Rantam | 10,00 |
| 19 | 197009131999032001 | Gracia Angelina Hendarti | 10,00 |
| 20 | 195908081987012001 | Hani Plumeriastuti | 9,11 |
| 21 | 195908231987031003 | Herry Agoes Hermadi | 9,75 |
| 22 | 196004271987011001 | Imam Mustofa | 10,00 |

| No | NIP | Lecturer Name | Value |
|---------------------------------------|--------------------|------------------------|-------|
| Bachelor - Veterinary Medicine | | | |
| 23 | 197009061997032001 | Ira Sari Yudaaniyanti | 9,90 |
| 24 | 196807131993031009 | Iwan Sahrial Hamid | 9,25 |
| 25 | 195807131986012001 | Jola Rahmahani | 10,00 |
| 26 | 196807251997022001 | Kadek Rachmawati | 9,39 |
| 27 | 196612151992031014 | Kuncoro Puguh Santoso | 9,33 |
| 28 | 196803311993032001 | Lilik Maslachah | 9,43 |
| 29 | 196208281989032001 | Lucia Tri Suwanti | 9,70 |
| 30 | 196204101988032001 | Maslichah Mafruchati | 9,90 |
| 31 | 197107161999032001 | M. Gandul Atik Yuliani | 10,00 |
| 32 | 196201161992032001 | Mirni Lamid | 9,50 |
| 33 | 195812181987111001 | Mochamad Lazuardi | 9,40 |
| 34 | 196209261989031004 | Mohammad Anam Al Arif | 9,67 |
| 35 | 196802031994031002 | Moh. Sukmanadi | 10,00 |
| 36 | 196612291993031001 | Muchammad Yunus | 6,88 |
| 37 | 196711071993031003 | Mufasirin | 8,00 |
| 38 | 196201151988031002 | Mustofa Helmi Effendi | 8,65 |
| 39 | 196511151995032001 | Nove Hidajati | 9,39 |
| 40 | 196805051997021001 | Nusdianto Triakoso | 9,09 |
| 41 | 196103111988032003 | Poedji Hastutik | 8,07 |
| 42 | 195601051986011001 | Pudji Srianto | 8,67 |
| 43 | 196609261994032001 | Ratna Damayanti | 9,08 |
| 44 | 196303121988032003 | Rimayanti | 8,83 |
| 45 | 197007191996032002 | Rochmah Kurnijasanti | 9,67 |
| 46 | 196104021988031003 | Soeharsono | 10,00 |

| No | NIP | Lecturer Name | Value |
|---------------------------------------|--------------------|------------------------------|-------|
| Bachelor - Veterinary Medicine | | | |
| 47 | 195609041984031004 | Sri Agus Sudjarwo | 9,10 |
| 48 | 196108031986012001 | Sri Hidanah | 9,66 |
| 49 | 196106111988032001 | Sri Mulyati | 9,95 |
| 50 | 196310021989032003 | Sri Pantja Madyawati | 10,00 |
| 51 | 195906261987012001 | Suherni Susilowati | 10,00 |
| 52 | 197003262000121001 | Sunaryo Hadi Warsito | 9,58 |
| 53 | 198507012009121009 | Suryo Kuncorojakti | 9,75 |
| 54 | 196105151989031002 | Suwarno | 10,00 |
| 55 | 196110021990022001 | Suzanita Utama | 10,00 |
| 56 | 196008291987012001 | Tatik Hernawati | 9,45 |
| 57 | 196010021987012001 | Tita Damayanti Lestari | 9,53 |
| 58 | 196109111989031002 | Tjuk Imam Restiadi | 9,50 |
| 59 | 196304011990021001 | Tri Wahyu Suprayogi | 9,97 |
| 60 | 196209151990022001 | Widjiati | 10,00 |
| 61 | 196911101997032001 | Widya Paramita Lokapirnasari | 9,00 |
| 62 | 196203281988032001 | Wiwiek Tyasningsih | 8,90 |
| 63 | 196906011996032001 | Wiwik Misaco Yuniarti | 10,00 |
| 64 | 195409181983012001 | Wurlina | 10,00 |
| 65 | 196703151993032002 | Yeni Dhamayanti | 8,50 |
| 66 | 198107122014042001 | Yulianna Puspitasari | 8,80 |

The results of the performance satisfaction of lecturers as thesis supervisors for the 2023/2024 academic year show that in the odd semester 87.89% of students appreciated the excellent category and 11.47% appreciated the good category, while in the even semester 85.78% of students appreciated the excellent category and 10.35% appreciated the good category. The point that seems to be less highly appreciated is the Suitability of lecturers' expertise with thesis topics. This is likely due to students who participate in other lecturers' research, not research conducted by their thesis supervisors to compile their thesis manuscript materials.

RECAPITULATION OF THE PERFORMANCE OF FACULTY LEADERS (DEAN)

Period : Evaluation of 2023/2024 Odd :

Faculty : Faculty of Veterinary Medicine

| No | Faculty | Number of Respondents | Average Strategy & Vision | | | Average Leadership in Teaching | | Average Leadership in Research | | Average Leadership in Community Service | | Average Transformational Leadership | | | Average Fair & Efficient Management | | | Average Interpersonal skills | |
|------------------|--------------------------------|-----------------------|---------------------------|------|------|--------------------------------|------|--------------------------------|------|---|------|-------------------------------------|------|------|-------------------------------------|------|------|------------------------------|------|
| | | | K1 | K2 | K3 | K4 | K5 | K6 | K7 | K8 | K9 | K10 | K11 | K12 | K13 | K14 | K15 | K16 | K17 |
| 1 | Faculty of Veterinary Medicine | 75 | 9,23 | 9,31 | 9,23 | 9,15 | 9,11 | 9,03 | 9,08 | 9,16 | 9,20 | 9,00 | 9,11 | 9,01 | 8,85 | 9,11 | 9,17 | 8,93 | 9,08 |
| Average Aspect | | | 9,23 | 9,31 | 9,23 | 9,15 | 9,11 | 9,03 | 9,08 | 9,16 | 9,20 | 9,00 | 9,11 | 9,01 | 8,85 | 9,11 | 9,17 | 8,93 | 9,08 |
| Average Category | | | 9,25 | | | 9,13 | | 9,05 | | 9,18 | | 9,04 | | | 9,04 | | | 9,01 | |

Period : Evaluation of 2023/2024 Even

| No | Faculty | Number of Respondents | Average Strategy & Vision | | | Average Leadership in Teaching | | Average Leadership in Research | | Average Leadership in Community Service | | Average Transformational Leadership | | | Average Fair & Efficient Management | | | Average Interpersonal skills | |
|------------------|--------------------------------|-----------------------|---------------------------|------|------|--------------------------------|------|--------------------------------|------|---|------|-------------------------------------|------|------|-------------------------------------|------|------|------------------------------|------|
| | | | K1 | K2 | K3 | K4 | K5 | K6 | K7 | K8 | K9 | K10 | K11 | K12 | K13 | K14 | K15 | K16 | K17 |
| 1 | Faculty of Veterinary Medicine | 71 | 9,31 | 9,31 | 9,17 | 9,20 | 9,08 | 8,94 | 9,08 | 9,20 | 9,24 | 9,20 | 9,31 | 9,13 | 9,00 | 9,04 | 9,23 | 9,11 | 9,27 |
| Average Aspect | | | 9,31 | 9,31 | 9,17 | 9,20 | 9,08 | 8,94 | 9,08 | 9,20 | 9,24 | 9,20 | 9,31 | 9,13 | 9,00 | 9,04 | 9,23 | 9,11 | 9,27 |
| Average Category | | | 9,26 | | | 9,14 | | 9,01 | | 9,22 | | 9,21 | | | 9,09 | | | 9,19 | |

Information:

- K1 : Build faculty long-term strategies and plans
- K2 : Improve the reputation and image of the faculty
- K3 : Convey information to faculty members related to faculty planning
- K4 : Providing opportunities for lecturers to develop competencies
- K5 : Supports the effort to give highly deserved awards in teaching
- K6 : Assist faculty members in finding resources to support and improve research performance
- K7 : Creating an academic atmosphere that supports research and expertise activities
- K8 : Assist faculty members in finding resources to support and enhance community service programs
- K9 : Creating an academic atmosphere that supports community service activities
- K10 : Provide confidence in faculty members' abilities
- K11 : Facilitating cooperation with other institutions in the implementation of the tridharma of higher education
- K12 : Carry out the established results consistently
- K13 : Delegate administrative functions appropriately
- K14 : Treat all faculty members with the principle of equality
- K15 : Supporting and facilitating the promotion of faculty members
- K16 : Always consider the viewpoint of faculty members
- K17 : Able to establish good relationships with stakeholders

RECAPITULATION OF FACULTY LEADERSHIP PERFORMANCE

Period : Evaluation of 2023/2024 Odd and Even

| Category | Odd 2023 /2024 | Even 2023/2024 |
|-------------------------------------|---------------------------|---------------------------|
| Strategy & Vision | 9,25 | 9,26 |
| Leadership in Teaching | 9,13 | 9,14 |
| Leadership in Research | 9,05 | 9,01 |
| Leadership in Social Welfare | 9,18 | 9,22 |
| Transformational leadership | 9,04 | 9,21 |
| Fair & Efficient Manage | 9,04 | 9,09 |
| Interpersonal skills | 9,01 | 9,19 |
| | | |

ANALYSIS AND FOLLOW-UP:

The assessment of the dean's performance in the questionnaire in the 2023/2024 academic year is assessed with a maximum scale of 10. The Dean's performance in this academic year in the odd semester of 2023/2024 compared to the even semester of 2023/2024 for all aspects has increased, except for the category of Leadership in research in the odd sem 9.05 and instead decreased to 9.1 in the even sem. This category is also the lowest compared to other categories, and in the aspect of helping faculty members in finding resources to support and improve research performance is the lowest rated aspect until it got a score of 8.94 in the last even semester. Meanwhile, the aspect of creating an academic atmosphere that supports research and expertise activities is quite high 9.08. As a result of the analysis of the above, then

1. The faculty must look for more resources in the form of research funds from outside in addition to internal funds and RKAT, as well as improve research tools and add up-to-date tools for research examinations and add materials needed for research in the laboratory. The Faculty has budgeted for laboratory improvement by prioritizing only 2 to 3 laboratories, or only focusing on one or 2 laboratories each year so that the results can be seen such as the Anatomy laboratory equipped with a complete Anatomy Museum, and the Optics laboratory equipped with a stereo microscope.
2. The Faculty has made efforts by having cooperation agreements with many related agencies in the fields of animal husbandry, veterinary medicine, veterinary public health,

both government and private as well as educational institutions both at home and abroad. The follow-up to this problem is: more intensively filling in the existing MoU of Cooperation through increasing research activities for lecturers and students both with universities in the country and universities abroad.

3. Expanding new collaborations with government and private agencies in new fields as research facilities for lecturers and students. For example, what has been realized is the existence of a collaboration with PT. Biotis to research vaccines to fight Covid-19 by making the Red and White Vaccine
4. Meanwhile, with the government with the MBKM program in several areas of East Java Regency outside Surabaya which is strengthened by PKS in the region (Malang Regency, Blitar Regency, Pasuruan Regency, Mojokerto Regency, Lumajang Regency, Magetan Regency, Jember Regency, Kediri Regency and Tulung Agung Regency, Gresik Regency, Lamongan Regency, Tuban Regency) then there is an opportunity to carry out Research and Community Service in these areas.

The categories that still need to be improved even higher are:

1. Fair & Efficient Manage (values 9.04 and 9.09) in aspect: Delegate administrative functions appropriately (values 8.85 and 9.00). Analysis; Current lecturers to fill out the BKD need to be supported by the speed and accuracy of the administration section to upload the necessary documents, so that a good cooperation is needed between the DSI, USI, SBAK, Finance, Student Affairs and Infrastructure and Administration Section. Follow-up: It is necessary to pay attention and improve cooperation between parts even better.
2. Interpersonal skills (score 9.01) in odd semesters in aspects: Always consider the point of view of faculty members (8.95) but in even semesters it has increased to 9.11

RECAPITULATION OF THE PERFORMANCE OF THE FACULTY SUBDIVISION

Period : Evaluation of 2023/2024 Odd

Faculty : Faculty of Veterinary Medicine

| No | Faculty | Number of Respondents | Average ACADEMIC SUB-SECTION | | | | | | | Average STUDENT SUBDIVISION | | | | | | | Average FINANCE SUBDIVISION | | | | | | Average SUB-SECTION OF INFRASTRUCTURE FACILITIES | | | | | | | | Average INFORMATION SYSTEM UNIT | | | | | | |
|------------------|--------------------------------|-----------------------|------------------------------|------|------|------|------|------|------|-----------------------------|------|------|------|------|------|------|-----------------------------|------|------|------|------|------|--|------|------|------|------|------|------|------|---------------------------------|------|------|------|------|------|------|
| | | | K1 | K2 | K3 | K4 | K5 | K6 | K7 | K8 | K9 | K10 | K11 | K12 | K13 | K14 | K15 | K16 | K17 | K18 | K19 | K20 | K21 | K22 | K23 | K24 | K25 | K26 | K27 | K28 | K29 | K30 | K31 | K32 | K33 | K34 | K35 |
| 1 | Faculty of Veterinary Medicine | 875 | 8,35 | 8,21 | 8,24 | 8,29 | 8,24 | 8,27 | 8,28 | 8,13 | 8,03 | 8,09 | 8,14 | 8,05 | 8,10 | 8,11 | 8,26 | 8,27 | 8,28 | 8,26 | 8,26 | 8,26 | 8,31 | 8,33 | 8,29 | 8,31 | 8,34 | 8,38 | 8,34 | 8,41 | 8,29 | 8,27 | 8,27 | 8,31 | 8,31 | 8,17 | 8,23 |
| Average Aspect | | | 8,35 | 8,21 | 8,24 | 8,29 | 8,24 | 8,27 | 8,28 | 8,13 | 8,03 | 8,09 | 8,14 | 8,05 | 8,10 | 8,11 | 8,26 | 8,27 | 8,28 | 8,26 | 8,26 | 8,26 | 8,31 | 8,33 | 8,29 | 8,31 | 8,34 | 8,38 | 8,34 | 8,41 | 8,29 | 8,27 | 8,27 | 8,31 | 8,31 | 8,17 | 8,23 |
| Average Category | | | 8,27 | | | | | | | 8,09 | | | | | | | 8,26 | | | | | | 8,34 | | | | | | | | 8,26 | | | | | | |

Period : Evaluation of 2023/2024 Even

Faculty : Faculty of Veterinary Medicine

| No | Faculty | Number of Respondents | Average ACADEMIC SUB-SECTION | | | | | | | Average STUDENT SUBDIVISION | | | | | | | Average FINANCE SUBDIVISION | | | | | | Average SUB-SECTION OF INFRASTRUCTURE FACILITIES | | | | | | | | Average INFORMATION SYSTEM UNIT | | | | | | |
|------------------|--------------------------------|-----------------------|------------------------------|------|------|------|------|------|------|-----------------------------|------|------|------|------|------|------|-----------------------------|------|------|------|------|------|--|------|------|------|------|------|------|------|---------------------------------|------|------|------|------|------|------|
| | | | K1 | K2 | K3 | K4 | K5 | K6 | K7 | K8 | K9 | K10 | K11 | K12 | K13 | K14 | K15 | K16 | K17 | K18 | K19 | K20 | K21 | K22 | K23 | K24 | K25 | K26 | K27 | K28 | K29 | K30 | K31 | K32 | K33 | K34 | K35 |
| 1 | Faculty of Veterinary Medicine | 802 | 8,32 | 8,25 | 8,22 | 8,27 | 8,17 | 8,28 | 8,18 | 8,13 | 8,01 | 8,04 | 8,07 | 7,98 | 8,07 | 8,03 | 8,21 | 8,17 | 8,22 | 8,19 | 8,19 | 8,21 | 8,32 | 8,33 | 8,30 | 8,35 | 8,36 | 8,39 | 8,31 | 8,39 | 8,31 | 8,28 | 8,30 | 8,31 | 8,28 | 8,24 | 8,29 |
| Average Aspect | | | 8,32 | 8,25 | 8,22 | 8,27 | 8,17 | 8,28 | 8,18 | 8,13 | 8,01 | 8,04 | 8,07 | 7,98 | 8,07 | 8,03 | 8,21 | 8,17 | 8,22 | 8,19 | 8,19 | 8,21 | 8,32 | 8,33 | 8,30 | 8,35 | 8,36 | 8,39 | 8,31 | 8,39 | 8,31 | 8,28 | 8,30 | 8,31 | 8,28 | 8,24 | 8,29 |
| Average Category | | | 8,24 | | | | | | | 8,05 | | | | | | | 8,20 | | | | | | 8,34 | | | | | | | | 8,29 | | | | | | |

- K1 : Ease of contact when needed
- K2 : Speed of correspondence service (e.g., KKN affairs, final projects, street vendors)
- K3 : Proficiency in resolving student academic administration complaints
- K4 : Proficiency in mastering material or information related to academic services
- K5 : Hospitality in academic administration services
- K6 : Timeliness in academic administration services (e.g., KHS, KRS, Transcripts, etc.)
- K7 : Ability to communicate with students
- K8 : Ease of contact when needed
- K9 : Speed of correspondence service (e.g., scholarships, student activities)
- K10 : Proficiency in resolving student administration complaints
- K11 : Proficiency in mastering material or information related to student services
- K12 : Hospitality in student administration services
- K13 : Timeliness in student administration services (e.g., PKM, student competitions)
- K14 : Ability to communicate with students
- K15 : Ease of contact when needed
- K16 : Proficiency in resolving student financial administration complaints
- K17 : Proficiency in mastering materials or information related to financial services
- K18 : Hospitality in financial administration services
- K19 : Timeliness in financial administration services
- K20 : Ability to communicate with students
- K21 : Ease of contact when needed
- K22 : The speed of service in supporting the learning process (e.g., room preparation, computer, LCD projector, OHP, etc.)
- K23 : Proficiency in resolving complaints related to infrastructure facilities
- K24 : Hospitality in service
- K25 : Ability to communicate with students
- K26 : Proficiency in maintaining the cleanliness of spaces, buildings, and the environment
- K27 : Proficiency in maintaining the function of the space, building, and its devices (e.g., space comfort, air conditioning, sound system, etc.)
- K28 : Concern for safety and health principles in work and study
- K29 : Ease of contact when needed
- K30 : The speed of service in supporting the learning process (e.g., online academic information, internet, intranet, etc.)
- K31 : Proficiency in resolving complaints related to information systems
- K32 : Hospitality in service
- K33 : Ability to communicate with students
- K34 : Ability to provide a website that supports the smooth study of students
- K35 : Concern in security in the accessibility of data and information (e.g., virus protection, hackers, etc.)

RECAPITULATION OF THE PERFORMANCE OF THE FACULTY SUBDIVISION

Period : Evaluation of 2023/2024 Odd and Even

| Catagory | Odd 2023/2024 | Even 2023/2024 |
|--|---------------|----------------|
| Academic Sub-Division | 8,27 | 8,24 |
| Student Affairs Subdivision | 8,09 | 8,05 |
| Finance Subdivision | 8,26 | 8,20 |
| Sub-Division Of Infrastructure Facilities | 8,24 | 8,34 |
| Information Systems Unit | 8,26 | 8,29 |

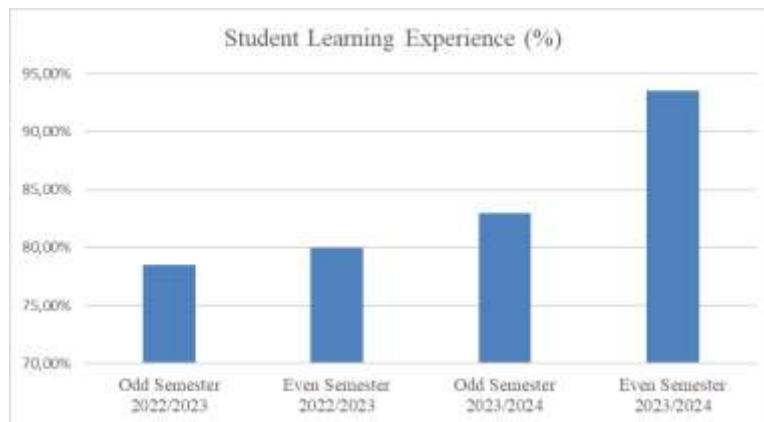
ANALYSIS Performance of the Faculty Sub-Division

1. The performance of the sub-division of the Faculty of Veterinary Medicine as a whole range from 8.05-8.34. No sub-sections scored less than 8.00, but no one scored above 8.5
2. When viewed from the chart above during the even semester 23/24, the Academic, Student Affairs and Finance Sub-Division experienced a decrease in performance compared to the odd semester of 23/24, while the USI and Infrastructure sections were seen to increase.
3. Of all the Faculty Sub-Divisions, the lowest performance is the Student Affairs Sub-Division, especially in the Friendliness point in student administration services (7.98).

Follow-up:

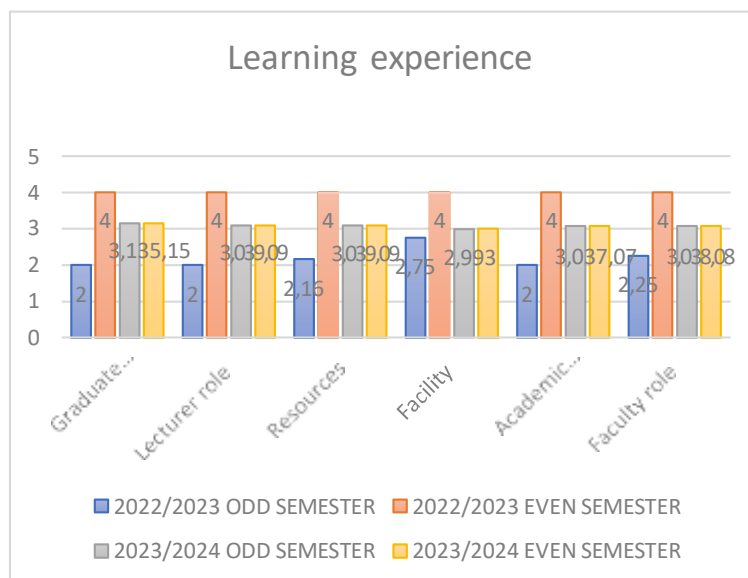
1. Giving appreciation to the performance of the Faculty Sub-Division that is the best for the 2023/2024 academic year, the highest is the Performance of the Infrastructure Sub-Division, this is the same as last year. Proof of Building Repairs, Interior, Exterior, Parks and including the Infrastructure Section has a quick response service in the recipient of complaints
2. Fixing the point that is still low, namely service in terms of administration and friendliness in serving students in the Student Affairs Sub-Division, it is recommended that Student Affairs staff take part in the "Excellent Service" training.

RECAPITULATION OF LEARNING EXPERIENCE SURVEY



Student Learning Experience (Bachelor)

The bar chart illustrates the percentage levels of student learning experience across four semesters, covering the 2022/2023 and 2023/2024 academic years. In the odd semester of 2022/2023, the student learning experience was recorded at approximately 75%, followed by a slight increase to 78% in the even semester. This upward trend continued into 2023/2024, with the odd semester rising to 82% and a significant improvement in the even semester, reaching 93%. The data reflects a consistent enhancement in student learning experience over time, particularly with a notable surge between the odd and even semesters of 2023/2024, suggesting ongoing advancements in factors influencing student engagement and academic support.



Student Learning Experience (Profession)

The learning evaluation survey is conducted every semester using a score range of 1 to 4 to assess various aspects of the student learning experience. The chart presents data from four consecutive semesters: the odd and even semesters of 2022/2023 and 2023/2024. The evaluated dimensions include graduate attributes, lecturer role, resources, facilities, academic administration, and faculty role. Across all categories, the even semester of 2022/2023 (red bars) recorded the highest satisfaction levels, while the odd semester of 2022/2023 (blue bars) showed the lowest scores. In the 2023/2024 academic year, learning experience indicators demonstrated an upward trend, with improvements in resources, facilities, and faculty role, suggesting enhanced support for students. Overall, the results indicate continuous progress in the learning environment, with some fluctuations between semesters.

RECAPITULATION OF LEARNING EXPERIENCE SURVEY

QUESTIONNAIRE RESULTS RECAPITULATION

Periode : Evaluation Year 2023/2024

Study Program : Bachelor Veterinary Medicine

| No | Courses | Jumlah Respon den | Average Attributes of Graduates | | | | | | Average Role of Lecturers in the Learning Process (in general) | | | | Average Support of resources in learning | | | | | | Average Student Affairs and Others (S1 and D3 Only) | | | | The average item below is filled in for those who use the service facilities provided by Universitas Airlangga | | | | Average Role of Education Personnel/Staff (Administration, Laboratory, and Technicians) in General | | | | Average Role of Managers (Study Programs, Departments, and Faculties) in general | | | |
|------------------|--------------------------------|-------------------|---------------------------------|-------------|-------------|-------------|-------------|-------------|--|-------------|-------------|-------------|--|------------|-------------|-------------|-------------|-------------|---|-------------|------------|-------------|--|-------------|------------|-------------|--|-------------|-------------|-------------|--|-------------|-------------|-------------|
| | | | K1 | K2 | K3 | K4 | K5 | K6 | K7 | K8 | K9 | K10 | K11 | K12 | K13 | K14 | K15 | K16 | K17 | K18 | K19 | K20 | K21 | K22 | K23 | K24 | K25 | K26 | K27 | K28 | K29 | K30 | K31 | K32 |
| 1 | Faculty of Veterinary Medicine | 66 | 3,83 | 3,83 | 3,67 | 3,67 | 3,67 | 3,83 | 3,83 | 3,83 | 3,67 | 3,67 | 3,83 | 3,5 | 3,67 | 3,83 | 3,83 | 3,83 | 3,67 | 3,67 | 3,5 | 3,67 | 3,83 | 3,83 | 3,5 | 3,83 | 3,83 | 3,83 | 3,67 | 3,83 | 3,83 | 3,83 | 3,67 | 3,83 |
| Average Aspect | | | 3,83 | 3,83 | 3,67 | 3,67 | 3,67 | 3,83 | 3,83 | 3,83 | 3,67 | 3,67 | 3,83 | 3,5 | 3,67 | 3,83 | 3,83 | 3,83 | 3,67 | 3,67 | 3,5 | 3,67 | 3,83 | 3,83 | 3,5 | 3,83 | 3,83 | 3,83 | 3,67 | 3,83 | 3,83 | 3,83 | 3,67 | 3,83 |
| Average Category | | | 3,75 | | | | | | 3,75 | | | | 3,75 | | | | | | 3,63 | | | | 3,75 | | | | 3,79 | | | | 3,79 | | | |

- | | |
|---|---|
| K1 : Quality of curriculum & learning programs in improving analytical skills | K15 : Accessibility and quality of learning support elements such as laboratories in supporting skill improvement |
| K2 : Quality of curriculum & learning programs in improving the skills of presenting ideas/opinions in writing (written communication) | K16 : Adequacy and quality of facilities (e.g. comfort of space, lighting, etc.) and learning media (e.g. OHP, LCD projector, whiteboard, etc.) |
| K3 : Quality of curriculum & learning programs in improving the skills of presenting ideas/opinions orally (oral communication) | K17 : Diversity and quality of student extracurricular activities in the fields of talent, interest, and reasoning |
| K4 : Quality of curriculum & learning programs in improving skills in the use of information technology (internet and data processing) | K18 : Management of student extracurricular activities in the field of talent, interest, and reasoning |
| K5 : Student activities in improving self-management skills (e.g. time management) and personal development | K19 : Improving the Entrepreneurial Skills of Students |
| K6 : Quality of curriculum & learning programs in improving the ability to work in a team | K20 : Job search preparation service performance |
| K7 : The performance of lecturers in delivering material | K21 : Quality of health services for students |
| K8 : The responsiveness of lecturers to complaints/problems conveyed by mahasiswa in the learning process | K22 : Availability of sports and arts facilities |
| K9 : Compliance of lecturers in carrying out the learning process in accordance with applicable provisions | K23 : Quality of Transportation service (Shuttle Bus) |
| K10 : Lecturers' willingness to respond to complaints, criticism, and suggestions in learning | K24 : Quality of Dormitory service |
| K11 : Accessibility to library services | K25 : Staff proficiency in providing services according to their duties |
| K12 : The number, diversity, and up-to-date of learning resources (books, scientific journals, CD ROMs, online journals, etc.) in meeting the needs of students | K26 : The speed of staff in providing services according to their duties |
| K13 : Accessibility to information related to education (curriculum, KRS/KHS procedures, etc.) | K27 : Ability of staff to provide services in accordance with applicable regulations |
| K14 : Quality of information technology facilities (wifi-internet, computers for students, etc.) to help the learning process | K28 : Friendliness, care, and initiative of staff in helping to solve student problems |
| | K29 : The speed of the manager in providing services according to his duties |
| | K30 : The ability of the manager to provide services in accordance with applicable regulations |
| | K31 : Friendliness, care, and initiative of managers in helping to solve student problems |
| | K32 : The manager's proficiency in providing services according to their duties |

Follow-up

This questionnaire has a maximum value of 4. Despite all values above 3, the K12, K19 and K23 indicators found their lowest scores in the past year. Therefore, it is necessary to continuously improve the ability of resources in learning, Airlangga University facility services, student entrepreneurship and service performance to prepare students in looking for a job.